

Equity in Athletics 2014

Institution Information

Registration

Institution: Welch College (220206)

User ID: E2202061

Required fields are indicated with asterisks ().

Welch College (220206)

*

Gary

*

Turner

*

Athletic Director

*

3606 West End Avenue

*

Nashville

*

TN

*

37205 -

*

615 - 844 - 5276

*

gtturner@welch.edu

*

* Please use this box if you would like to provide additional contact information such as a cell phone number or the best time to reach you if there are questions about your survey. Also, if the person listed above is not the person who enters the data, please provide the name and contact information for the person who enters the data. This information is for the survey help desk staff only. It will not be seen by the public.

cell phone: 260-224-0808

Identification

Please enter/review all applicable information. Required fields are indicated with asterisks ().

General Information

Institution *	Welch College
Address *	3606 West End Ave
City *	Nashville
State *	TN
Zip *	37205 - 0117
Phone *	615 - 844 - 5000 Ext.

Athletic Department

Athletic Director Name *	Gary Turner
Address *	3606 W END AVE
City *	NASHVILLE
State *	TN
Zip *	37205 - 0117
Phone *	615 - 844 - 5276 Ext.

Chief Administrative Officer

Chief Administrative Officer *	J. Matthew Pinson
Title *	President
Phone *	615 - 844 - 5246 Ext.
Phone *	615 - 269 - 6028
Email *	president@welch.edu

EADA General

*

Begins: (MM/DD) 08/01 /2013 Ends: (MM/DD) 07/31 /2014

	Number	Percent
Male full-time undergraduates	119	51 %
Female full-time undergraduates	115	49 %
Total full-time undergraduates	234	100 %

*

- | | |
|--|--|
| <input type="radio"/> NCAA Division I-A | <input type="radio"/> NAIA Division I |
| <input type="radio"/> NCAA Division I-AA | <input type="radio"/> NAIA Division II |
| <input type="radio"/> NCAA Division I-AAA | <input type="radio"/> NAIA Division III |
| <input type="radio"/> NCAA Division II (with football) | <input type="radio"/> NJCAA Division I |
| <input type="radio"/> NCAA Division II (without football) | <input type="radio"/> NJCAA Division II |
| <input type="radio"/> NCAA Division III (with football) | <input type="radio"/> NJCAA Division III |
| <input type="radio"/> NCAA Division III (without football) | <input type="radio"/> NCCAA Division I |
| <input type="radio"/> Other | <input checked="" type="radio"/> NCCAA Division II |

Other Description: _____

Update Status

10/13/2014

Updated

Equity in Athletics 2014

Institution: Welch College (220206)
User ID: E2202061

Screening Questions

Please answer these questions carefully as your responses will determine which subsequent data entry screens are appropriate for your institution.

1. How will you report Operating (Game-day) Expenses?

By Team

Per Participant

2. Select the type of varsity sports teams at your institution.

- Men's Teams
- Women's Teams
- Coed Teams

3. Do any of your teams have assistant coaches?

Yes

- Men's Teams
- Women's Teams
- Coed Teams

No

- If you save the data on this screen, then return to the screen to make changes, note the following:
- 1) If you select an additional type of team remember to include associated data for that type of team on subsequent screens;
- 2) If you delete a type of team but have already entered associated data on other screens, all associated data for that type of team will be deleted from subsequent screens. However, because the survey system has to recalculate the totals, you must re-save every screen.

Sports Selection - Men's and Women's Teams

Select the varsity sports teams at your institution.

Sport	Men's	Women's Sport	Men's	Women's
Archery	<input type="checkbox"/>	<input type="checkbox"/> Badminton	<input type="checkbox"/>	<input type="checkbox"/>
Baseball	<input type="checkbox"/>	<input type="checkbox"/> Basketball	<input checked="" type="checkbox"/>	<input checked="" type="checkbox"/>
Beach Volleyball	<input type="checkbox"/>	<input type="checkbox"/> Bowling	<input type="checkbox"/>	<input type="checkbox"/>
Cross Country	<input type="checkbox"/>	<input type="checkbox"/> Diving	<input type="checkbox"/>	<input type="checkbox"/>
Equestrian	<input type="checkbox"/>	<input type="checkbox"/> Fencing	<input type="checkbox"/>	<input type="checkbox"/>
Field Hockey		<input type="checkbox"/> Football	<input type="checkbox"/>	
Golf	<input type="checkbox"/>	<input type="checkbox"/> Gymnastics	<input type="checkbox"/>	<input type="checkbox"/>
Ice Hockey	<input type="checkbox"/>	<input type="checkbox"/> Lacrosse	<input type="checkbox"/>	<input type="checkbox"/>
Rifle	<input type="checkbox"/>	<input type="checkbox"/> Rodeo	<input type="checkbox"/>	<input type="checkbox"/>
Rowing	<input type="checkbox"/>	<input type="checkbox"/> Sailing	<input type="checkbox"/>	<input type="checkbox"/>
Skiing	<input type="checkbox"/>	<input type="checkbox"/> Soccer	<input type="checkbox"/>	<input type="checkbox"/>
Softball		<input type="checkbox"/> Squash	<input type="checkbox"/>	<input type="checkbox"/>
Swimming	<input type="checkbox"/>	<input type="checkbox"/> Swimming and Diving (combined)	<input type="checkbox"/>	<input type="checkbox"/>
Synchronized Swimming		<input type="checkbox"/> Table Tennis	<input type="checkbox"/>	<input type="checkbox"/>
Team Handball	<input type="checkbox"/>	<input type="checkbox"/> Tennis	<input type="checkbox"/>	<input type="checkbox"/>
Track and Field (Indoor)	<input type="checkbox"/>	<input type="checkbox"/> Track and Field (Outdoor)	<input type="checkbox"/>	<input type="checkbox"/>
Track and Field and Cross Country (combined)	<input type="checkbox"/>	<input type="checkbox"/> Volleyball	<input type="checkbox"/>	<input checked="" type="checkbox"/>
Water Polo	<input type="checkbox"/>	<input type="checkbox"/> Weight Lifting	<input type="checkbox"/>	<input type="checkbox"/>
Wrestling	<input type="checkbox"/>	<input type="checkbox"/> Other Sports (Specify sports in the caveat box.)*	<input type="checkbox"/>	<input type="checkbox"/>

CAVEAT

* If you indicated in the caveat box that your other sports are Dancing and/or Cheerleading, please also specify in the caveat box that your institution has a letter from the Office for Civil Rights confirming that the OCR has determined that Dancing and/or Cheerleading are varsity sports at your institution.

- If you save the data on this screen, then return to the screen to make changes, note the following:
- 1) If you select an additional team remember to include associated data for that sport on subsequent screens;
- 2) If you delete a sport but have already entered associated data on other screens, all associated data for that sport will be deleted from subsequent screens. However, because the survey system has to recalculate the totals, you must re-save every screen.

Athletics Participation - Men's and Women's Teams

Enter the number of participants as of the day of the first scheduled contest.

Varsity Teams	Men's Teams	Women's Teams
Basketball	11	9
Volleyball		9
Total Participants Men's and Women's Teams	11	18
Unduplicated Count of Participants	11	15

(This is a head count. If an individual participates on more than one team, count that individual only once on this line.)

CAVEAT

(For each men's or women's team that includes opposite sex participants, specify the number of male and the number of female students on that team in this caveat box. This does not apply for coed teams. Additionally, provide any other clarifying information here.)

If you save the data on this screen, then return to the screen to make changes, please note you must re-save every screen because the survey system has to recalculate the totals.

Head Coaches - Men's Teams

For each men's team, indicate whether the head coach is male or female, was assigned to the team on a full-time or part-time basis, and whether the coach was employed by the institution on a full-time basis or on a part-time or volunteer basis, by entering a 1 in the appropriate field. The Swimming and Diving (combined) fields allow up to 2 head coaches. The Track and Field and Cross Country (combined) fields allow up to 3.


Varsity Teams	Male Head Coaches				Female Head Coaches				Total Head Coaches
	Assigned to Team on a Full-Time Basis	Assigned to Team on a Part-Time Basis	Full-Time Institution Employee	Part-Time Institution Employee or Volunteer	Assigned to Team on a Full-Time Basis	Assigned to Team on a Part-Time Basis	Full-Time Institution Employee	Part-Time Institution Employee or Volunteer	
Basketball		1	1						1
Coaching Position	0	1	1	0	0	0	0	0	1
Totals									
CAVEAT									



Head Coaches - Women's Teams

For each women's team, indicate whether the head coach is male or female, was assigned to the team on a full-time or part-time basis, and whether the coach was employed by the institution on a full-time basis or on a part-time or volunteer basis, by entering a 1 in the appropriate field. The Swimming and Diving (combined) fields allow up to 2 head coaches. The Track and Field and Cross Country (combined) fields allow up to 3.

Varsity Teams	Male Head Coaches				Female Head Coaches				Total Head Coaches
	Assigned to Team on a Full-Time Basis	Assigned to Team on a Part-Time Basis	Full-Time Institution Employee	Part-Time Institution Employee or Volunteer	Assigned to Team on a Full-Time Basis	Assigned to Team on a Part-Time Basis	Full-Time Institution Employee	Part-Time Institution Employee or Volunteer	
Basketball		1		1					1
Volleyball						1		1	1
Coaching Position	0	1	0	1	0	1	0	1	2
Totals									
CAVEAT									



Head Coaches' Salaries - Men's and Women's Teams

Enter only salaries and bonuses that your institution pays head coaches as compensation for coaching. Do not include benefits on this screen.

Do not include volunteer coaches in calculating the average salary and the Full-Time Equivalent (FTE) Total.

For help calculating the FTE total click on the "Need help? Click here for screen instructions" link on this screen.

	Men's Teams	Women's Teams
Average Annual Institutional Salary per Head Coach (for coaching duties only)	6,000	3,452
Number of Head Coaches Used to Calculate the Average	1	1
Number of Volunteer Head Coaches (Do not include these coaches in your salary or FTE calculations.)	0	1
Average Annual Institutional Salary per Full-time equivalent (FTE)	24,000	23,013
Sum of Full-Time Equivalent (FTE) Positions Used to Calculate the Average	0.25	0.15

CAVEAT



Assistant Coaches - Men's Teams

For each men's team, indicate whether the assistant coach is male or female, was assigned to the team on a full-time or part-time basis, and whether the coach was employed by the institution on a full-time basis or on a part-time or volunteer basis, by entering a 1 in the appropriate field.

Varsity Teams	Male Assistant Coaches				Female Assistant Coaches				Total Assistant Coaches
	Assigned to Team on a Full-Time Basis	Assigned to Team on a Part-Time Basis	Full-Time Institution Employee	Part-Time Institution Employee or Volunteer	Assigned to Team on a Full-Time Basis	Assigned to Team on a Part-Time Basis	Full-Time Institution Employee	Part-Time Institution Employee or Volunteer	
Basketball		2		2					2
Coaching Position	0	2	0	2	0	0	0	0	2
Totals									
CAVEAT									



Assistant Coaches - Women's Teams

For each women's team, indicate whether the assistant coach is male or female, was assigned to the team on a full-time or part-time basis, and whether the coach was employed by the institution on a full-time basis or on a part-time or volunteer basis, by entering a 1 in the appropriate field.

Varsity Teams	Male Assistant Coaches			Female Assistant Coaches				Total Assistant Coaches
	Assigned to Team on a Full-Time Basis	Assigned to Team on a Part-Time Basis	Full-Time Institution Employee	Part-Time Institution Employee or Volunteer	Assigned to Team on a Full-Time Basis	Assigned to Team on a Part-Time Basis	Full-Time Institution Employee	
Basketball						1		1
Volleyball						1		1
Coaching Position Totals	0	0	0	0	0	2	0	2
CAVEAT								

Assistant Coaches' Salaries - Men's and Women's Teams

Enter only salaries and bonuses that your institution pays assistant coaches as compensation for coaching. Do not include benefits on this screen.
Do not include volunteer coaches in calculating the average salary and the Full-Time Equivalent (FTE) Total.
For help calculating the FTE total click on the "Need help? Click here for screen instructions" link on this screen.

	Men's Teams	Women's Teams
Average Annual Institutional Salary per Assistant Coach (for coaching duties only)	0	0
Number of Assistant Coaches Used to Calculate the Average		
Number of Volunteer Assistant Coaches. (Do not include these coaches in your salary or FTE calculations.)	2	2
Average Annual Institutional Salary per Full-time equivalent (FTE)		
Sum of Full-Time Equivalent (FTE) Positions Used to Calculate the Average	0.00	0.00
CAVEAT		



Athletically Related Student Aid - Men's and Women's Teams

Athletically related student aid is any scholarship, grant, or other form of financial assistance, offered by an institution, the terms of which require the recipient to participate in a program of intercollegiate athletics at the institution. Other student aid, of which a student-athlete simply happens to be the recipient, is not athletically related student aid. If you do not have any aid to report, enter a 0.

	Men's Teams	Women's Teams	Total
Amount of Aid	0	0	0
Ratio (percent)	0	0	100%
CAVEAT			

Recruiting Expenses - Men's and Women's Teams


Recruiting expenses are all expenses an institution incurs attributable to recruiting activities. This includes, but is not limited to, expenses for lodging, meals, telephone use, and transportation (including vehicles used for recruiting purposes) for both recruits and personnel engaged in recruiting, and other expenses for official and unofficial visits, and all other expenses related to recruiting. If you do not have any recruiting expenses to report, enter a 0.

	Men's Teams	Women's Teams	Total
Total	0	0	0
CAVEAT			

Operating (Game-Day) Expenses - Men's and Women's Teams by Team

Operating expenses are all expenses an institution incurs attributable to home, away, and neutral-site intercollegiate athletic contests (commonly known as "game-day expenses"), for (A) Lodging, meals, transportation, uniforms, and equipment for coaches, team members, support staff (including, but not limited to team managers and trainers), and others; and (B) Officials.
For a sport with a men's team and a women's team that have a combined budget, click on the "Need help? Click here for screen instructions" link for special instructions.

Varsity Teams	Participants	Men's Teams		Women's Teams		By Total Operating Team	Operating Expenses
		Operating Expenses per Participant	By Team	Participants	Operating Expenses per Participant		
Basketball	11	3,533	38,863	9	1,940	17,461	56,324
Volleyball				9	1,842	16,579	16,579
Total Operating Expenses Men's and Women's Teams	11		38,863	18		34,040	72,903



Note: This screen is for game-day expenses only.

Total Expenses - Men's and Women's Teams

Enter all expenses attributable to intercollegiate athletic activities. This includes appearance guarantees and options, athletically related student aid, contract services, equipment, fundraising activities, operating expenses, promotional activities, recruiting expenses, salaries and benefits, supplies, travel, and any other expenses attributable to intercollegiate athletic activities.

Varsity Teams	Men's Teams	Women's Teams	Total
Basketball	48,202	20,135	68,337
Volleyball		18,159	18,159
Total Expenses of all Sports, Except Football and Basketball, Combined	0	18,159	18,159
Total Expenses Men's and Women's Teams	48,202	38,294	86,496
Not Allocated by Gender/Sport (Expenses not attributable to a particular sport or sports)			18,850
Grand Total Expenses			105,346
CAVEAT			




Total Revenues - Men's and Women's Teams

Your total revenues must cover your total expenses.

Enter all revenues attributable to intercollegiate athletic activities. This includes revenues from appearance guarantees and options, an athletic conference, tournament or bowl games, concessions, contributions from alumni and others, institutional support, program advertising and sales, radio and television, royalties, signage and other sponsorships, sport camps, state or other government support, student activity fees, ticket and luxury box sales, and any other revenues attributable to intercollegiate athletic activities.

Varsity Teams	Men's Teams	Women's Teams	Total
Basketball	48,202	20,135	68,337
Volleyball		18,159	18,159
Total Revenues of all Sports, Except Football and Basketball, Combined	0	18,159	18,159
Total Revenues Men's and Women's Teams	48,202	38,294	86,496
Not Allocated by Gender/Sport (Revenues not attributable to a particular sport or sports)			18,850
Grand Total for all Teams (includes by team and not allocated by gender/sport)			105,346

CAVEAT



Summary - Men's and Women's Teams

Your Grand Total Revenues must be equal to or greater than your Grand Total Expenses or you will not be able to lock your survey.

	Men's Teams	Women's Teams	Total
1 Total of Head Coaches' Salaries	6,000	3,452	9,452
2 Total of Assistant Coaches' Salaries	0	0	0
3 Total Salaries (Lines 1+2)	6,000	3,452	9,452
4 Athletically Related Student Aid	0	0	0
5 Recruiting Expenses	0	0	0
6 Operating (Game-Day) Expenses	38,863	34,040	72,903
7 Summary of Subset Expenses (Lines 3+4+5+6)	44,863	37,492	82,355
8 Total Expenses for Teams	48,202	38,294	86,496
9 Total Expenses for Teams Minus Subset Expenses (Line 8 – Line 7)	3,339	802	4,141
10 Not Allocated Expenses			18,850
11 Grand Total Expenses (Lines 8+10)			105,346
12 Total Revenues for Teams	48,202	38,294	86,496
13 Not Allocated Revenues			18,850
14 Grand Total Revenues (Lines 12+13)			105,346
15 Total Revenues for Teams minus Total Expenses for Teams (Line 12-Line 8)	0	0	0
16 Grand Total Revenues Minus Grand Total Expenses (Line 14- Line 11)			0

To return to a data entry screen, click on the link in the Navigation Menu.

To proceed to the Supplemental Information screen, click on the link in the Navigation Menu or click on the "Next" button on this screen.

Supplemental Information (optional)

This screen may be used to help the reader better understand the data you have provided, or to help a prospective student-athlete make an informed choice of an athletics program. This information will be viewable on the EADA public website. Please do not include the names of individuals or write messages to the help desk. To explain specific data entered on a previous screen, please use the caveat box on that screen.

A large, empty rectangular box with a thin black border, intended for the user to provide supplemental information. The box is currently blank.